





<b>Chapter One</b>	<b>1</b>
 <b>The Bare Essentials</b>	
<b>That Stuff You Have to Learn First</b>	
Turning Your iPhone On and Off	2
Putting Your iPhone to Sleep	3
Getting Stuff into Your iPhone with iTunes	4
Getting Back to the Home Screen	5
Charging Your iPhone	6
Adjusting the Volume	7
Using Your iPhone's Built-In Speaker	8
What Those Icons at the Top of the Screen Are For	9
Finding Out How Much Battery Time Is Left	10
Using the Built-In Keyboard	11
Using Your iPhone's Touchscreen	12
Syncing Your iPhone	13
Using the Apple Headset (Headphones)	14
Zooming In for a Better View	15
When the iPhone Rings	16
iPhone Accessories and Apps	17
<b>Chapter Two</b>	<b>19</b>
 <b>Phoneheads</b>	
<b>How to Use the Phone</b>	
Importing Contacts from Your Computer	20
Importing Contacts from Your Old Phone	21
Dialing Using the Standard Keypad	22
Saving a Dialed Number as a Contact	23
Turn a Recent Caller into a Contact	24
Dialing Someone in Your Contacts List	25
Putting a Call on Hold to Call Someone Else	26
Making Instant Conference Calls	27
Pausing the Music to Take a Call	28
Check Your Email While You're On the Phone	29
How to Know If You Missed Any Calls	30
Returning Missed Calls	31
Seeing If You Have Voicemail Messages	32
Listening to and Deleting Voicemail Messages	33
Replay Just Part of a Voicemail Message	34
Recording Your Outgoing Voicemail Message	35
Setting Up Call Forwarding	36
Your iPhone's Version of Speed Dial	37


Excerpted from The iPhone Book, Third Edition (Covers iPhone 3GS, iPhone 3G, and iPod Touch) by Scott Kelby and Terry White. Copyright © 2010. Used with permission of Pearson Education, Inc. and Peachpit Press.

Removing and Reordering Your Favorites	38
Seeing the Contact Info for a Favorite	39
Adding a Pause	40
Manually Adding Contacts	41
The Advantage of Contact Groups	42
Seeing a Contact's Photo When They Call	43
Shooting a Photo and Adding It to a Contact	44
Search for a Contact	45
Turning the Ringer Off	46
Choosing Your Ringtone	47
Assigning Ringtones to Specific Callers	48
Stop People You Call from Seeing Your Number	49
Headsets or Bluetooth in Your Car	50
Sending Text, Picture, and Video Messages	51
Sending Messages to Multiple People	52
Reading Messages	53

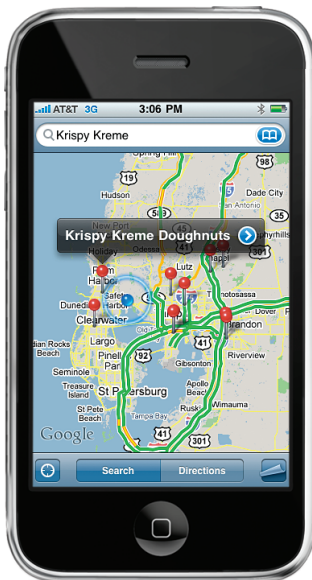
### Chapter Three **55**

#### **Please Mr. Postman** Getting (and Sending) Email

Setting Up Your Email	56
Setting Up an "Other" Email Account	57
Add a MobileMe Email Account	58
Add a Corporate Microsoft Exchange Email Account	59
Checking Your Email	60
Switching Between Email Accounts	61
Reading Your Email	62
Viewing Email Attachments	63
Saving an Emailed Photo to Your iPhone	64
Dialing a Phone Number from an Email	65
Going to a Website from an Email	66
Replying to an Email	67
Filing an Email in a Folder	68
Deleting or Moving Emails	69
Forwarding an Email	70
Writing a New Email	71
Emailing a Photo	72
Emailing a Note	73
Sharing a Contact	74
Playing Sound Attachments	75



Excerpted from The iPhone Book, Third Edition (Covers iPhone 3GS, iPhone 3G, and iPod Touch) by Scott Kelby and Terry White. Copyright © 2010. Used with permission of Pearson Education, Inc. and Peachpit Press.



**Chapter Four**



**Surfin' Safari**  
Using the Safari Web Browser

77

Launching Safari—The iPhone's Web Browser 78

Getting Around a Webpage 79

Going Back and Forth Between Pages 80

Getting a New Page and Closing a Page 81

Moving Between Pages in Safari 82

Using Your Bookmarks 83

Adding a Bookmark 84

Editing and Deleting a Bookmark 85

Adding or Removing a Direct Web Link Icon 86

Using Google Search 87

Viewing Your Pages Horizontally 88

Dialing a Phone Number on a Webpage 89

Viewing RSS Feeds on Your iPhone 90

Filling in an Online Form on Your iPhone 91

**Chapter Five**



**Tool Time**  
iPhone's Tools for Organizing Your Life

93

Setting Up Clocks for Different Time Zones 94

Using the Stopwatch 95

Setting Up a Countdown Clock 96

Using Your iPhone as an Alarm 97

Using the Calculator 98

Finding Videos on YouTube 99

Playing YouTube Videos on Your iPhone 100

Saving YouTube Videos as Favorites 101

Customizing the YouTube Buttons 102

Using Maps to Find Just About Anything 103

Locate Yourself on the Map 104

Getting Driving Directions 105

Drop a Pin on the Map 106

Display More Information on the Map 107

Finding Your Contacts on the Map 108

Use Map Bookmarks 109

Seeing Your Local Weather 110

Adding Weather for Other Cities 111

Excerpted from The iPhone Book, Third Edition (Covers iPhone 3GS, iPhone 3G, and iPod Touch) by Scott Kelby and Terry White. Copyright © 2010. Used with permission of Pearson Education, Inc. and Peachpit Press.

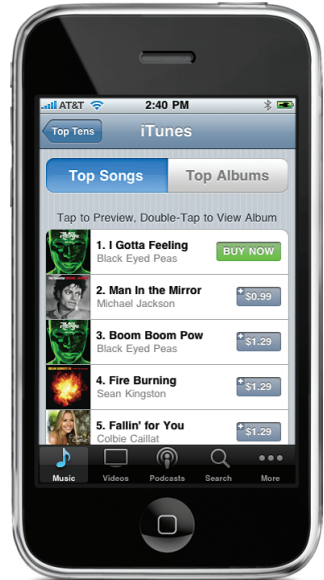


Making Quick Notes	112
Getting Stock Quotes	113
Getting More Info on Your Stocks	114
Using Stocks as a Currency Converter	115
Syncing Your Calendar	116
Adding Appointments to Your Calendar	117
Subscribing to Calendars on Your iPhone	118
Using the Built-In Voice Memos App	119
Using the Compass on the iPhone 3GS	120
Nike + iPod on the iPhone 3GS	121
Find My iPhone	122
Secure Your iPhone with a Passcode	123

## Chapter Six 125

### **The Song Remains the Same** Using iTunes, the iTunes Store, and the App Store

Buying Songs on Your Computer	126
Buying Songs on Your iPhone	127
Importing Songs from CDs	128
Using Parental Controls to Protect Your Kids	129
Creating Music Playlists	130
Creating Smart Playlists	131
Creating Genius Playlists in iTunes	132
Buying Custom Ringtones	133
Downloading Podcasts in iTunes	134
Downloading Podcasts on Your iPhone	135
Buying or Renting Videos in iTunes	136
Buying or Renting Videos on Your iPhone	137
Choosing What Goes into Your iPhone	138
Going from iTunes to Your iPhone	139
Getting Apps from the iTunes App Store	140
Getting Apps from Your iPhone's App Store	141
Updating Your Apps in iTunes	142
Updating Your Apps on the iPhone	143
Deleting Downloaded Apps from iTunes	144
Deleting Downloaded Apps from Your iPhone	145
Where to Find the Very Coolest Apps	146







## Chapter Seven



### Video Killed the Radio Star Using the Built-In iPod

Syncing Your iTunes Library with Your iPhone	150
Launching the iPod	151
Looking Through the Songs on Your iPod	152
Searching for Songs Already on Your iPod	153
Playing Songs on Your iPod	154
Your Options When Playing a Song	155
Changing the Volume	156
Shuffle Your Songs	157
Scrubbing Through a Song	158
Repeating a Song or Playlist	159
Jumping to the Next Song	160
Different Ways to Pause a Song	161
Using Cover Flow	162
Playing Other Songs from the Same Album	163
Rating Your Songs on the iPhone	164
Sing Along with the Lyrics	165
Using Your Playlists	166
Create an On-The-Go Playlist	167
Creating Genius Playlists on Your iPhone	168
Sharing Your Favorite Podcasts	169
Watching Videos on Your iPhone	170
Connect Your iPhone to Your TV	171
Listening to Audiobooks	172
Receiving a Call While Using the iPod	173
Controlling Your iPod While You're in Another App	174
Using External Speakers or Headsets	175
Setting a Sleep Timer	176
Rearranging Your iPod Buttons	177

## Chapter Eight





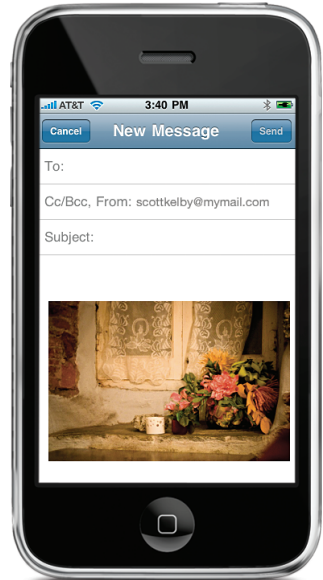
### One Hour Photo Enjoying Photos on Your iPhone

Using the Built-In Camera	180
Viewing Photos Taken with the Camera	181
The 3GS Camera Can Get Really, Really Close	182
How to Choose Where to Focus with a 3GS	183
Getting Photos into Your iPhone (Mac)	184

Getting Photos Without iPhoto (Mac)	185
Getting Photos into Your iPhone (PC)	186
Getting Photos Without Album or Elements (PC)	187
Viewing Your Imported Photos	188
Viewing a Slide Show	189
Pausing and Manually Viewing Slide Shows	190
Adding Background Music to Your Slide Show	191
Viewing Photos/Video Sent as a Text Message	192
Sending Photos/Video as a Text Message	193
Making a Photo Your iPhone's Wallpaper	194
How to Email a Photo	195
Post a Photo to a MobileMe Gallery	196
Downloading Photos from Your iPhone	197
Shooting Video with Your iPhone 3GS	198
Editing Video on Your iPhone 3GS	199
Video Straight from Your iPhone 3GS to YouTube	200
The iPhone 3GS Treats Videos Like Photos	201

## Chapter Nine **203**

 <b>Cereal Killer</b>	
<b>Killer Tips and Tricks</b>	
Cut, Copy, Paste and the Landscape Keyboard	204
Master the Virtual Keyboard	205
Access Those Special Accent Characters	206
Search, Search, and More Search	207
.org and Other Domains Are One Tap Away in Safari	208
The Secret .com Button in Mail	209
Switch Keyboards for Your Language	210
Control the Size of Your Caller ID Photos	211
Get to Where You Want to Be Quickly	212
Tips for the International Traveler	213
Create Your Own Ringtones with GarageBand	214
Create Your Own Ringtones with iTunes	215
Save an Image from a Webpage	216
Mobile Versions of Your Favorite Sites	217
Find an Airport in the Maps App Quickly	218
Search for Contacts in Maps	219
Build Up Your Contacts from the Maps App	220
Get a More Accurate Battery Status on the 3GS	221
The iPhone at Work: Enterprise Support	222





Use Contact and Calendar Notes	223
Take Your Own Movies with You	224
Movie DVDs That Contain a Digital Copy	225
TiVo To Go	226
Transferring Your Old iPhone to a New User	227
Unused Apps on Your Home Screen	228
Swap Out the Apps in Your Dock	229
Restore Your Home Screen Default Layout	230
Is That Email Important?	231
Send Mail from a Backup Server	232
Manage Music Manually	233
On a Flight with Wi-Fi Access?	234
Create a Custom Wallpaper Image	235
Take a Screenshot	236
iPhone Tips for Photographers	237
Shake to Undo and Shake to Shuffle	238
Why Having Your iPhone Geotag Your Photos Is So Cool	239
Syncing Your iPhone with Two Computers	240

## Chapter Ten **243**



### **The Trouble with Boys** Troubleshooting your iPhone

The Quick Fix for Most Problems	244
The iPhone Doesn't Come On or Doesn't Respond	245
No Sound	246
Poor Phone Reception	247
Getting Better Reception	248
Can't Connect to a Wi-Fi Network	249
You're on Wi-Fi, but the iPhone Uses 3G	250
Can't Make Calls	251
Did Your App Crash?	252
Do a Backup and Restore	253
Missing Album Art	254
Battery Saving Tips	255
More Battery Saving Tips	256
iPhone Not Seen by iTunes	257
SIM Card Not Detected by iPhone	258
Software Updates Are Important	259

Mac iCal & Address Book Sync Issues	260
Get a Fresh Start with Your Information	261
Syncing Your iPhone with Entourage (Mac)	262
Wiping Your iPhone Completely	263

## Chapter Eleven 265

### **Setting Me Off** The Ins and Outs of Your iPhone's Settings

Using Your iPhone on an Airplane	266
Connecting to Wi-Fi	267
Checking Your iPhone Usage	268
Choosing and Managing Sounds	269
Adjusting the Brightness	270
Changing Your Wallpaper	271
Your iPhone's General Settings	272
Don't Forget to Set Your Time Zone	273
Your Mail, Contacts, Calendars Settings	274
Your Phone Settings	275
Safari Web Browser Settings	276
iPod Settings	277
Photos App Settings	278
Downloaded App Settings	279
iTunes Store Settings	280
Using Your iPhone to Connect Your Laptop to the Internet	281

## Index 282

